



## ***SatSure Banking Solution Suite.***

---

[www.satsure.co](http://www.satsure.co)



# About Us

## Management Team



**Prateep Basu**  
CEO



**Karthik Ravindhra**  
COO



**Rashmit Singh  
Sukhmani**  
CTO

## Team

**75**  
Team Size



GE Capital

## Locations



**Bangalore, India**  
HQ

## Key Investors



# Decision Intelligence for Financial Services across Sectors

## AGRICULTURE



Farm Credit Risk Assessment, Crop Damage Estimate, Crop Lifecycle monitorin, Crop Yield Prediction, Crop Area Estimation, Sowing & Harvesting Prediction, Pest Prediction

## INFRASTRUCTURE



Roads, Buildings and other critical infrastructure construction change detection, Geocoding, Building Footprint identification, Damage detection due to natural disasters

## CLIMATE CHANGE



Drought & Flood monitoring and prediction, agroforestry remote sensing, climate hazard modeling, air quality monitoring, surface and ground water prediction, water quality estimate



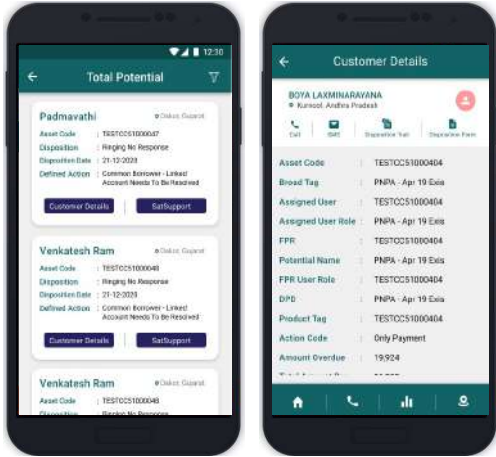
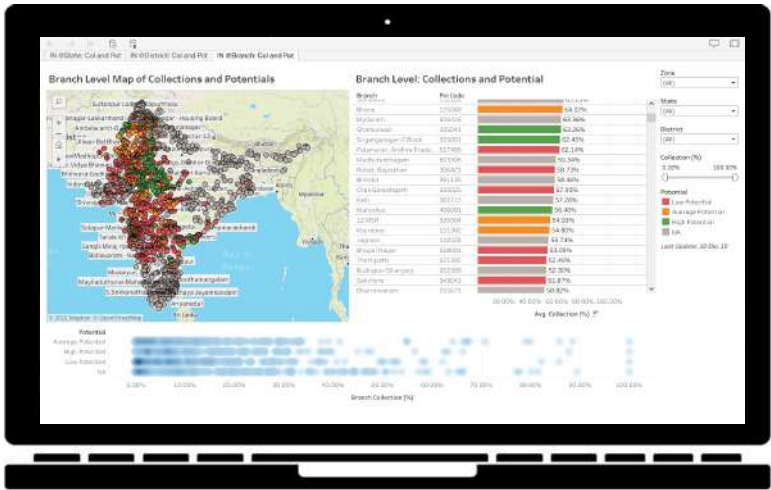
# SatSure's Sage for Agri Lenders



## Loan Monitoring

## Collections

## Loan Underwriting



SaaS based web-terminals for loan monitoring at individual and portfolio level

Analytically drive field force to reach customers intelligently and collect efficiently

Asset (land) scoring and rating for lending product & process improvement

# Focus: Loan Underwriting & Renewal


**SatScore**  
A report for the farmer's land performance and the historical data of each farm under his Reference ID.

71292544 Customer/Farmer ID    1.66 Ha Total Area    50/1, 34/2 Survey No.s

## I. OVERALL FARM(S) SCORE

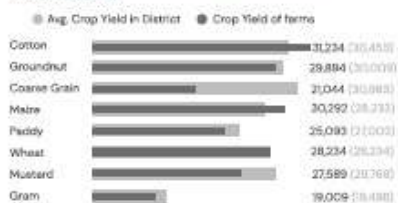


### Contributing Factors towards the Overall Farm(s) Score

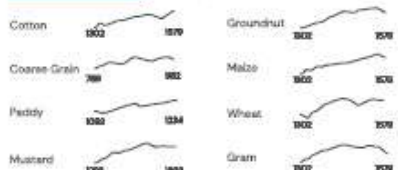


## II. SCORE INFLUENCING FACTORS

### Crop Yield of farms vs. Average Crop Yield in the district (Kg/Ha)



### Spot Prices (trend) (2018 to 2021)



**Long Term Past Farm Potential Average**



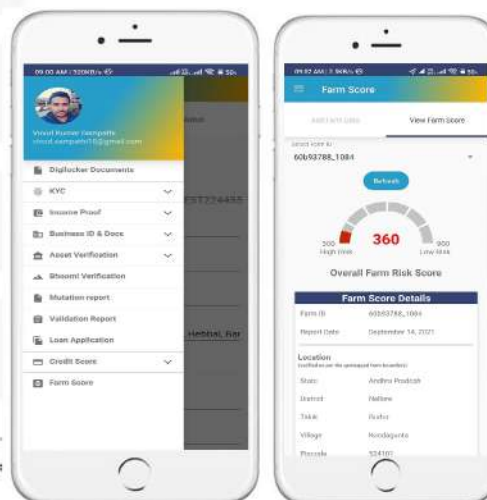
**Irrigation Condition** (as per Apr 2021)  
Irrigated (50/1, 34/2)  
Not Irrigated (-)



**Cropping Intensity** (as per Apr 2021)  
Twice a Year (50/1, 34/2)  
Once a Year (-)



**Average Revenue Potential of farmer for past 3 Cropping Years (INR)**  
18,00,029 to 20,09,123



Instant report generation to improve TAT in crop loan processing



Scalable and transparent risk assessment at farm/survey no. level



Assist branches in portfolio expansion to high value customers

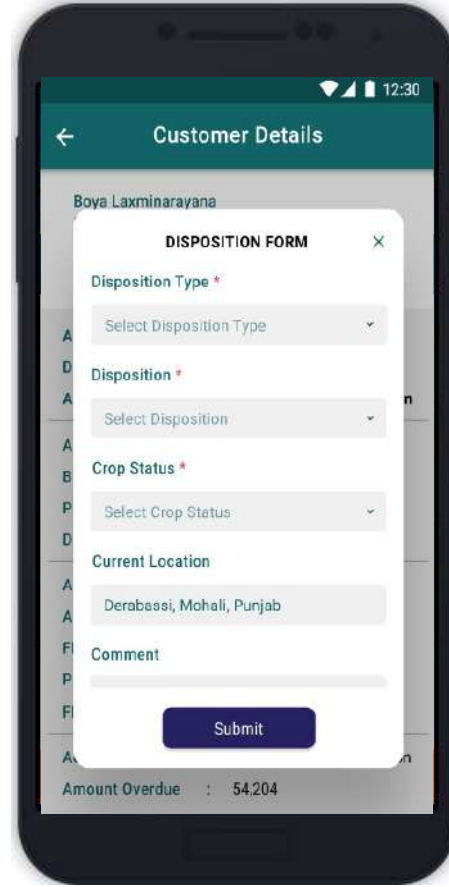
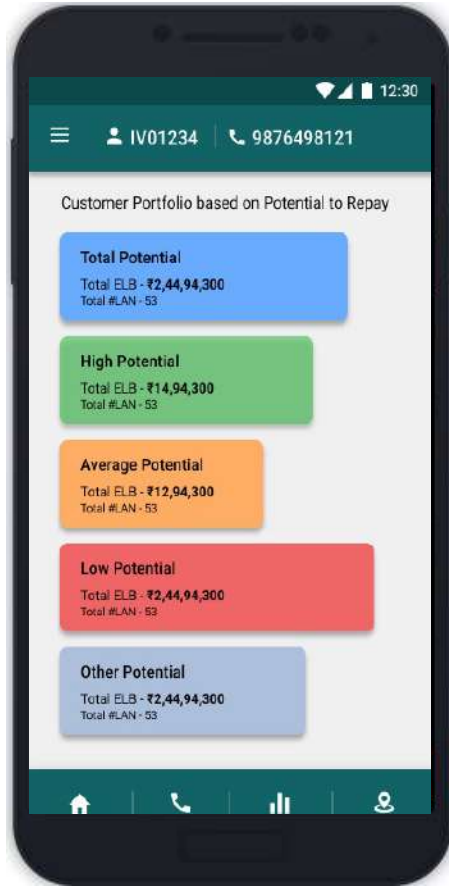


Analytical scoring and rating of 22 farm risk parameters

Scoring of the land based on historic seasonal revenue estimate, irrigation condition, crop rotation, cropping intensity, and relative grading with farmlands in the region

Disclaimer: Data displayed is on the basis of Satellite imagery and historical data.

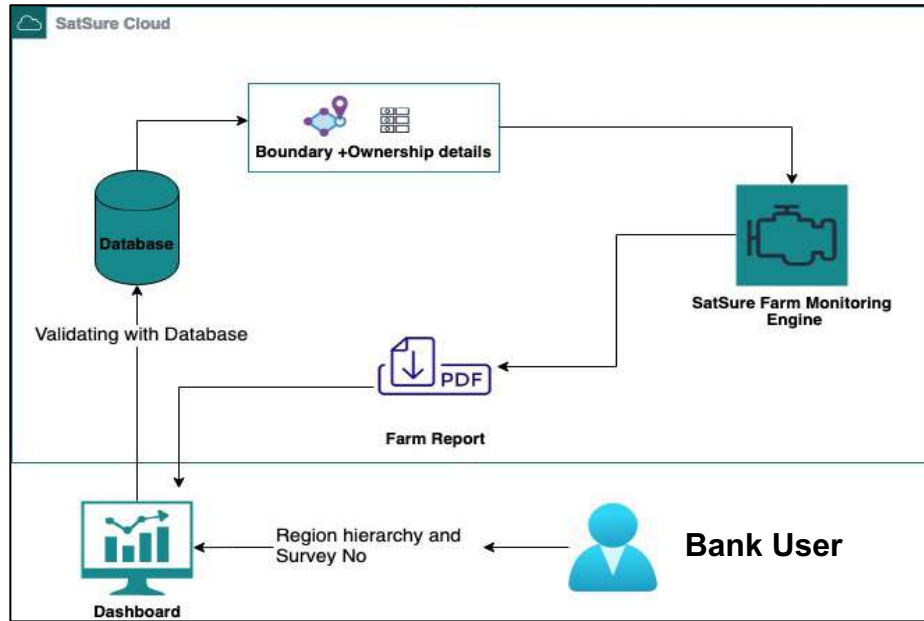
# Focus: Loan Collection



Predict the likelihood of account resolution and roll rate using a **combination of satellite image intelligence, financial delinquency data exchanged with the bank, and call behaviour data** collected through the mobile app usage.

Incremental improvements, big gains by designing and executing effective collection strategies

# SatSure's Product Readiness & Engagement Model



Custom integration with Client's IT infrastructure	Product Subscription		Report Subscription

Free

INR/user/month

INR/report



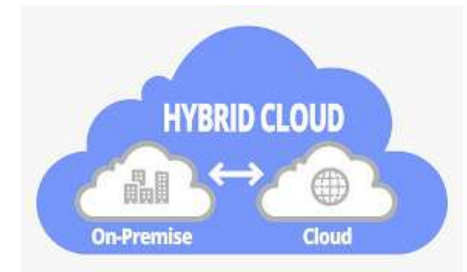
Highly Scalable



Enterprise grade Security



Reliability - 99.99% uptime



Flexible Deployment

**Compliant with Meghraj framework guidelines by GOI**



# Customers & Partnerships

## Agriculture Banking Customers – Full scale



## Mortgage/Project Finance Customers



## Agriculture Banking Customers – Ongoing Pilot Projects



## Insurance Customers/Partners





Coming Soon: SatSure Argus  
A first of its kind AI-on-the-Edge driven high resolution optical satellite fleet

Thank you

*[amit@satsure.co](mailto:amit@satsure.co)*

